



Avinashilingam Institute for Home Science and Higher Education for Women

(Deemed to be University under Category 'A' by MHRD)

Re-accredited with 'A+' grade by NAAC Recognized by UGC under Section 12B

Coimbatore – 641 043, Tamil Nadu, India.

School of Engineering

Arts and Craft Club

Organises

Webinar on “Mandala Art”

<https://meet.google.com/tua-xjcx-ofc>

Time:3.30-4.30pm

Venue: Online

**Miss. Dharani R,
Multitask Executive ,
Library, School of Engineering**

Date: 30.11.2021

Staff Co-ordinator: Dr.S.Shanthi

**Student Co-ordinator: Janavika, IV B.E.Civil
Engineering**



**Avinashilingam Institute for Home Science and Higher Education for Women,
Coimbatore – 641 108
School of Engineering
ART AND CRAFT CLUB**

Report on Workshop

Topic : “Mandala Art”
Guest : Miss.Dharani R, Multitask Executive, Library, School of Engineering
Date : 30.11.2021
Time : 3.30 pm to 4.30 pm
Venue : Online

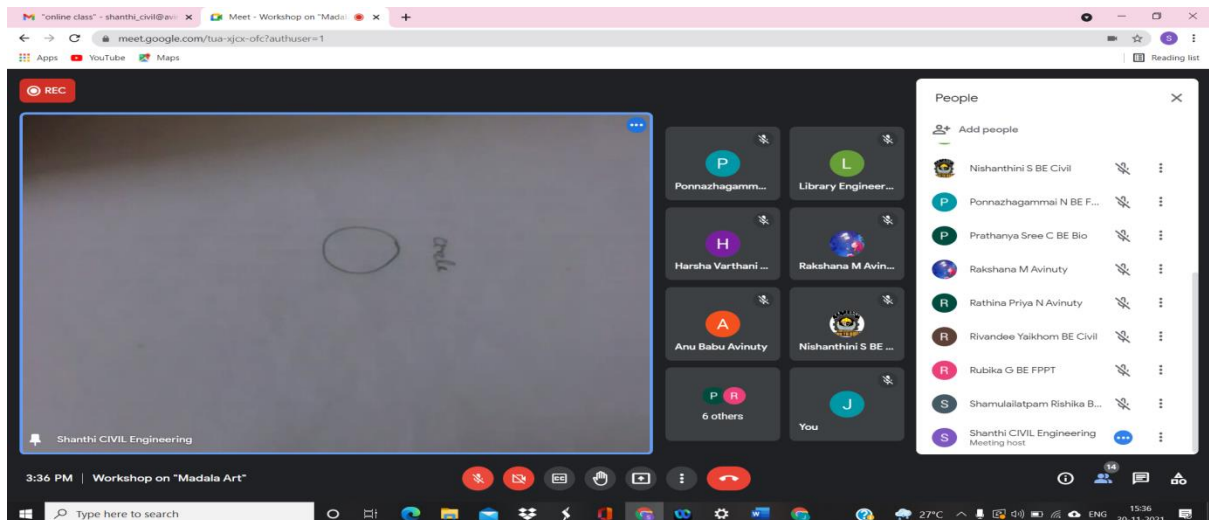
Google meet link: <https://meet.google.com/tua-xjcx-ofc>

No.of. Beneficiaries : 15 (Art and Craft Club members)

First, I would like to thank our higher authorities Chancellor sir, Vice Chancellor madam, Registrar madam, Dean madam, HOD and our Art and Craft club in-charge Dr. S. Shanthi giving us permission to conduct this workshop.

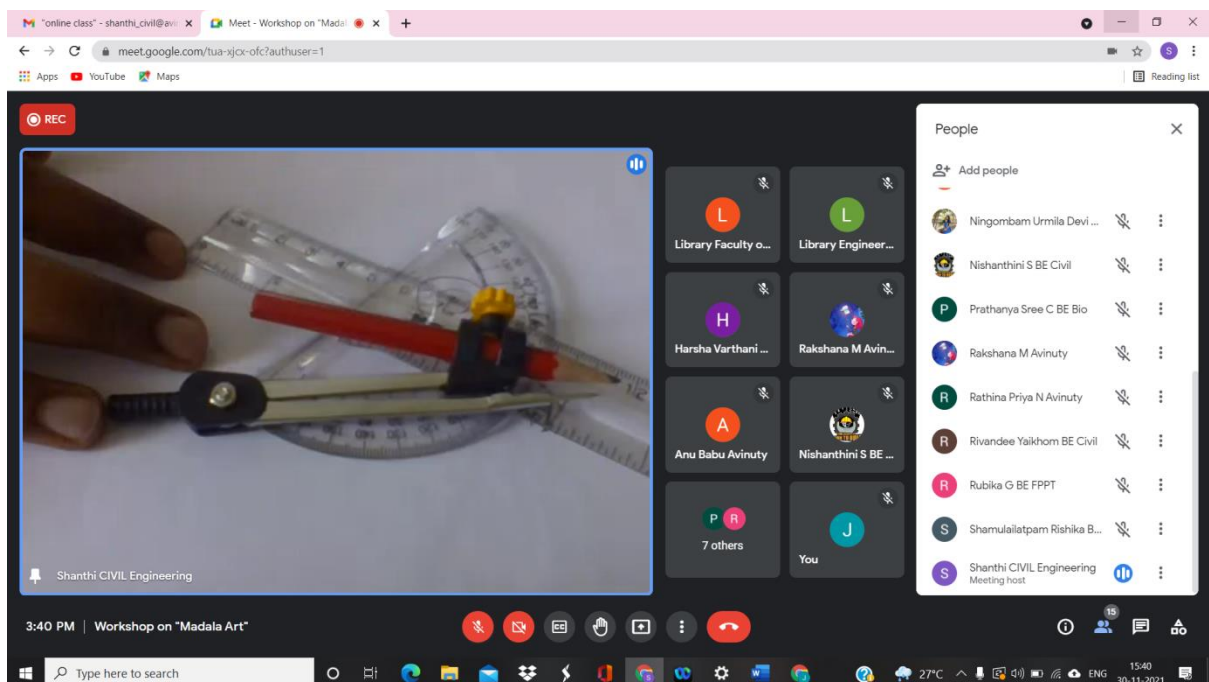
REPORT:

The session started at 3.30pm began with a prayer song by Harshavardhini II-Civil followed by the introduction of the chief guest by Janavika, III-B.E Civil and the Chief guest begins the session with explanation about the ancient history behind the Mandala art form, Gautama Buddha who attain the enlightens followed this art form to build many epics and philosophies of the religion, the design or symbols connected with spiritual values. This art came to India in 8th century. In Sanskrit the name “Mandala” means “circle”.



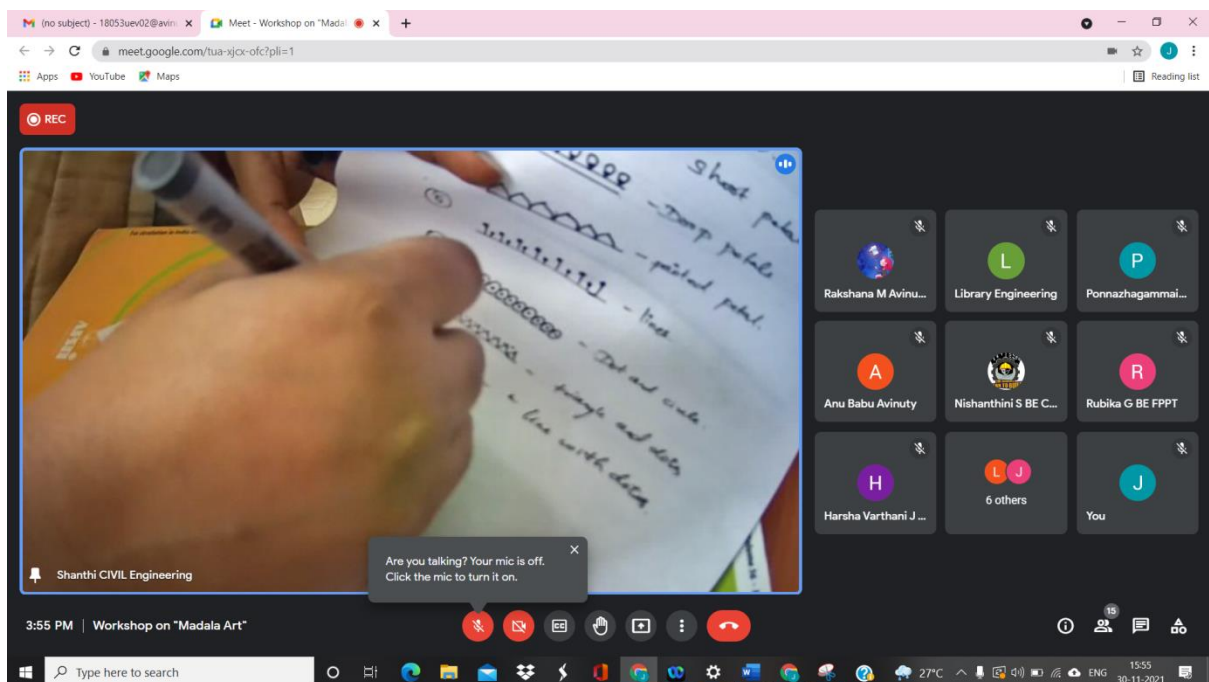
Session started with the basic circle and its influence in Mandala Art as shown in the above figure

There are many advantages in practising Mandala, by practising Mandala it neglects the negativity around us. Mandala art improves in moto skills this is the major thing. It improves the concentration in young people and develop creativity. Mandala develops the religious pattern. It tends to have healing capacity. Other than hobby it is self-relief. Many psychologists suggest this for the treatment. Thing needed for basic drawing scale, protector, compass, pencil and pen with thickness 0.8 based on the design.



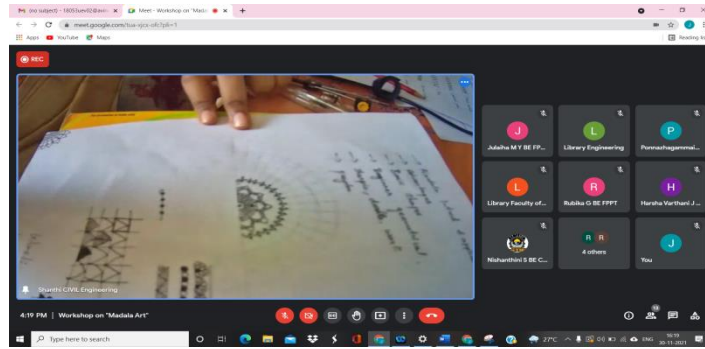
The basic materials required for Mandala Art as shown in the above figure

There are types in Mandala art 1. Geometrical Mandala 2. Architectural Mandala 3. Cosmological Mandala 4. Religious Mandala these are widely classified into two symmetrical and asymmetrical. Any sector that will continue the pattern which does not contain discontinuity is known as symmetrical Mandala. And the line drawn with equal proportion known as asymmetrical Mandala. Drawing the mandala in the semicircle and explained the pattern. Mostly symmetrical mandala is followed. Asymmetrical is almost about creativity. Basic shape's petals, drop petal, pointed petals, lines, dot and circle.

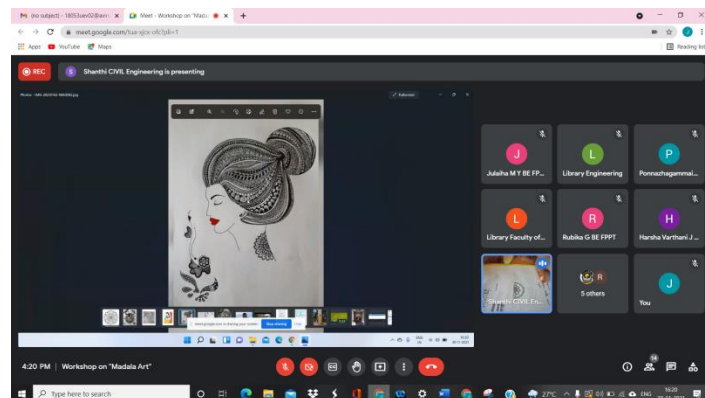
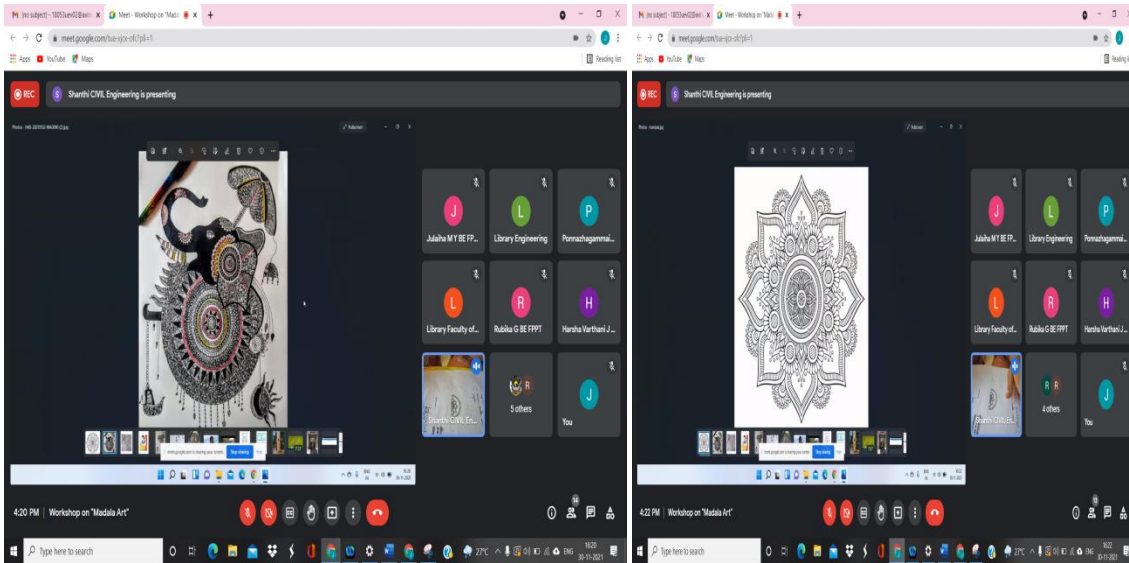


Different types of basic designs to be used in Mandala Art as shown in Figure





































Free hand mehndi art called doodle. It should be start in the centre of the paper, but doodle can draw in the edge of the paper. Now demonstrating geometrical Mandala mark every 10 degrees as semi-circle. And join the markings using the centre point and fill the gaps using basic shapes and pattern.



Some example Mandala art done by the chief guest:



List of participants attend the workshop

 Janavika K M BE Civil (You)  	 Ponnazhagammai N BE F...  
 Anu Babu Avinuty  	 Rakshana M Avinuty  
 Harsha Varthani J Avinuty  	 Rathina Priya N Avinuty  
 Julaiha M Y BE FPPT  	 Rivandee Yaikhom BE Civil  
 Library Engineering  	 Rubika G BE FPPT  
 Library Faculty of Engine...  	 Shamulailatpam Rishika B...  
 Ningombam Urmila Devi ...  	 Shanthi CIVIL Engineering Meeting host  

The feedback link of the webinar:

<https://forms.gle/DCpLpwtHC4ki3rhA8>